

# Eduphoria

## Logging in

[www.wallerisd.net](http://www.wallerisd.net)

Select School Objects Eduphoria Icon

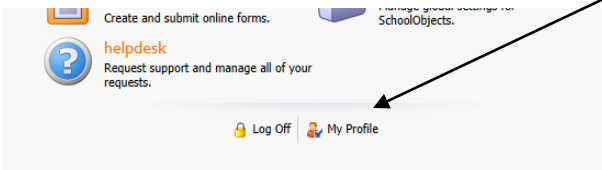


Enter your network logon username and password


## Creating your Profile

To change any settings on your profile, select My Profile Button

Enter the information the wizard takes you through



## Available Options





- Aware: View Student Test Results
- Forethought: Lesson planner (used on some campuses)  
*SJH, WJH, and WHS check with your campus tech*
- Formspace: Submit online forms
- Helpdesk: Request Technology Assistance
- PDAS: Appraisal system
- Workshop: Professional Development Services

## HelpDesk:

Select one of the options for your technical needs

**What are you having problems with?**  
Select the type of request you need to submit from the list below.

Technology Services

 <b>my computer system</b> If you're having problems with your computer, the monitor, the keyboard or mouse, please use this option.	 <b>a printer</b> If paper is jammed in the printer or it just won't print, use this option.
 <b>something attached to my computer</b> This option would include anything besides the monitor that is connected to the computer, such as a scanner, document camera, or digital projector.	 <b>software on my computer</b> Use this option if you need software installed (that the district already owns) on your computer or you are having a problem with a particular application.
 <b>a camera or video camera</b> Use this option to report problems with digital still or digital video cameras owned by the campus or district.	 <b>Media ( TV, VCR, DVD)</b>
 <b>School Fusion Issue</b> Use this to report an issue you are having with your School Fusion account.	 <b>Telephone Request</b>
 <b>PA System / Bell Schedules</b>	 <b>APP Requested (IOS Devices)</b>
 <b>Speakers</b> Speakers are Popping / Speakers malfunction	 <b>Skyward</b>
 <b>FOB</b> Add/ Moves / Changes / Deletions of FOBs, Doors not working, malfunctions	 <b>help using technology</b> Use this option when you have technology related problems that require training assistance for you, your department or campus.
 <b>Cable Install / Move</b>	 <b>Unblock an EMAIL address</b>
 <b>Report Email Abuse</b>	 <b>Email Distribution List</b>
 <b>Digital Notebook (Digi)</b>	 <b>Google</b> Google Assistance
 <b>Time Clocks</b>	 <b>Project Share Access</b>

After selecting an option fill in the required information and any other information that may be helpful to your technician

**Enter the details of your request below**

Make sure all of the information below is filled in and click "Submit Request".

\* **Campus:**

\* **Room:**

\* **Priority:**  Low  Normal  High

**Computer Brand and Model:**

**Serial Number:**

\* **Detailed Request:**

Attachments:

Select Submit Request

You will receive an email update on any notes to your request or when your request has been completed

Sally Bender  
2013

## Formspace

You may receive a link to submit answers to survey questions during the year. The link will have you log into your Eduphoria account to access the form. Your results will remain anonymous.

## Workshop

The screenshot shows the Eduphoria Workshop registration interface. On the left is a navigation sidebar with 'Workshop' selected. The main content area has a header with 'Registration & Portfolio', 'Course Registration', and 'My Portfolio' links. Below this is a search bar and a prompt: 'Select an icon to view professional development opportunities'. The interface is divided into several sections:

- I am registered for...**: Shows 'Waller ZOMBIE Teacher Project (6 hr GT Update) July 31, 2013 at 8:00 AM'.
- View Courses By Date & Time**: Includes 'Up and Coming Courses' (List of all courses scheduled in the future), 'Evening and Weekend Courses' (List of upcoming courses offered in the evening and weekends), and 'View Courses by Month' (Navigate courses by month).
- View Courses By Category**: Shows 'Summer Staff Development August 16, 2011'.
- View Courses By Credit Types**: Includes 'Application Training', 'GT 6 Hr Update Summer 2012', 'CPR/AED/First Aid Training Summer 2012 American Red Cross Training', and 'CPR/AED/First Aid Training Summer 2013 (4 Courses)'. A yellow star icon is next to the 'Waller Zombie Teacher Project - 6 hour GT Update 2013 (One Course)'.

Use workshop to register for district offered workshops. This will allow you to easily keep track of your credits and certificates.

## PDAS

Check with your campus on dates on when to submit sections. The teacher Self Report will be due within the first weeks of school.